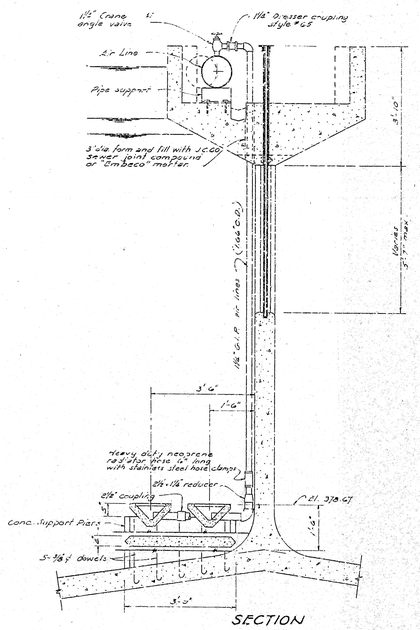

SECTION

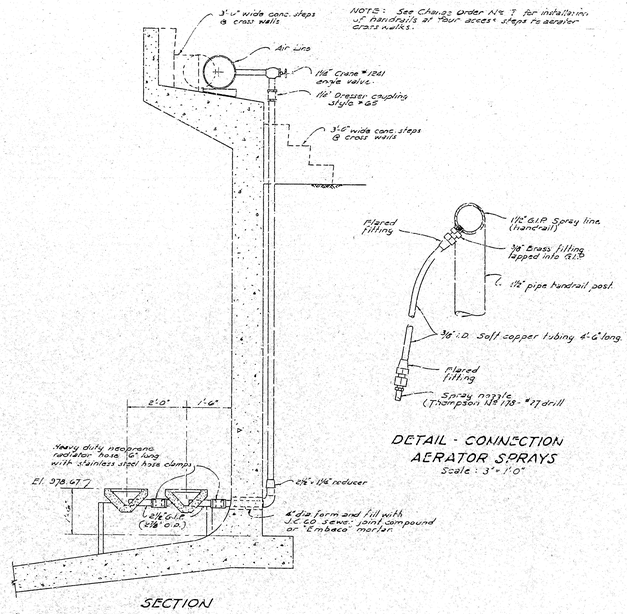

SECTION

NOTE: See Change Order No. 7 for installation of handrails at "four acres" steps to aerator cross walks.

AIR PIPING TO PLATE HOLDERS & CENTER WALL GATE
Scale: 1/8"=1'-0"

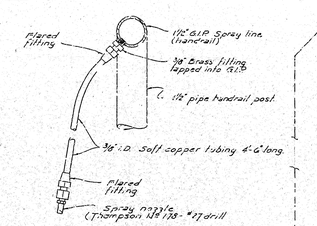

DETAIL - CONNECTION AERATOR SPRAYS
Scale: 3"=1'-0"

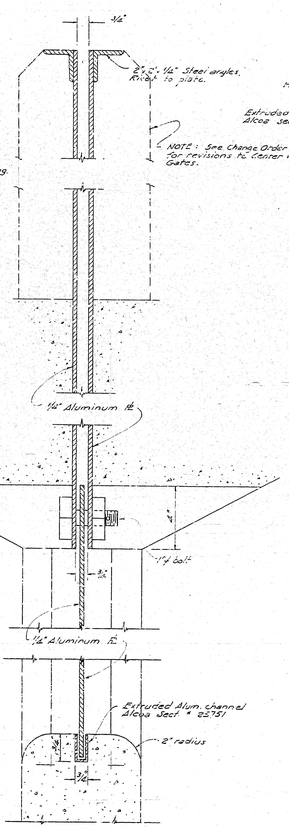

DETAILS
Scale: 3"=1'-0"

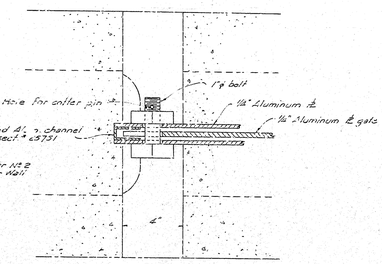

DETAIL
Scale: 3"=1'-0"

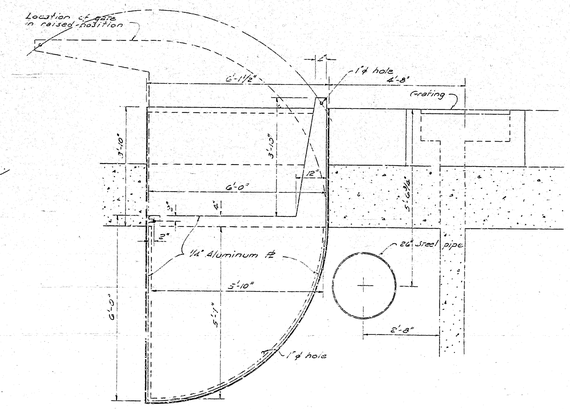

ELEVATION
Scale: 1/2"=1'-0"

CENTER WALL GATES
3 GATES REQUIRED

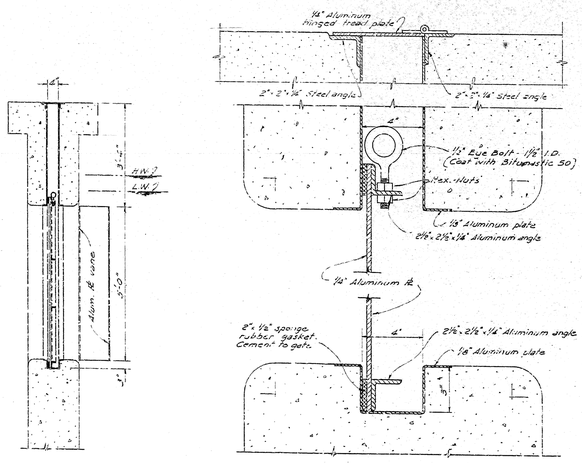

SECTIONAL DETAIL
Scale: 3"=1'-0"

CROSS WALL GATES
13 GATES REQUIRED
20 GATE FRAMES REQUIRED

SECTION
Scale: 1/2"=1'-0"

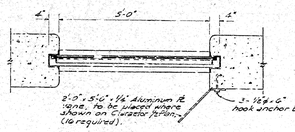

HORIZONTAL SECTION
Scale: 1/2"=1'-0"

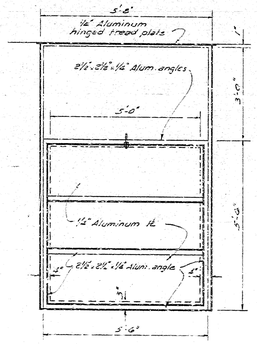

ELEVATION
Scale: 1/2"=1'-0"

REVISED "AS BUILT"

SEWAGE TREATMENT WORKS
SAN BERNARDINO
CALIFORNIA
1958

CURRIE ENGINEERING COMPANY
CONSULTING ENGINEERS

CLARACTOR DETAILS | 17

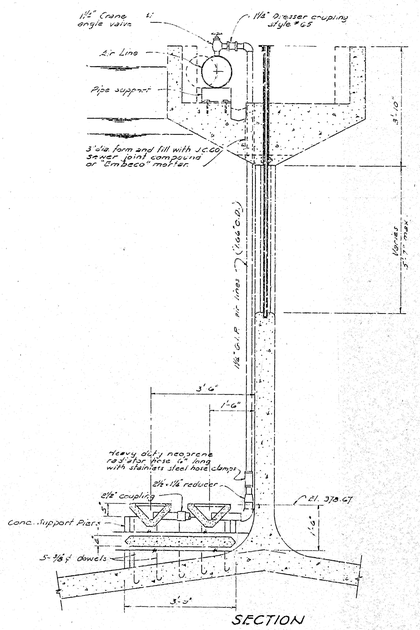

SECTION

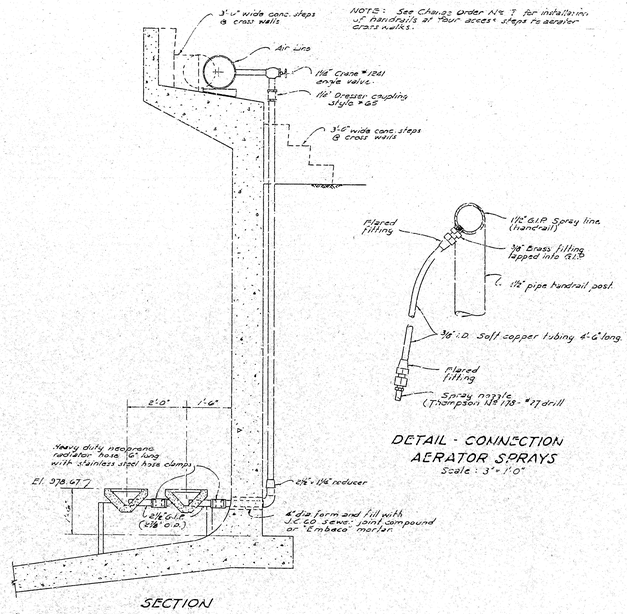

SECTION

NOTE: See Change Order No. 7 for installation of handrails at "four acres" steps to aerator cross walks.

AIR PIPING TO PLATE HOLDERS & CENTER WALL GATE
Scale: 1/8"=1'-0"

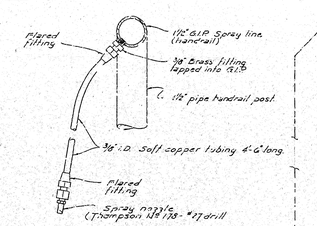

DETAIL - CONNECTION AERATOR SPRAYS
Scale: 3"=1'-0"

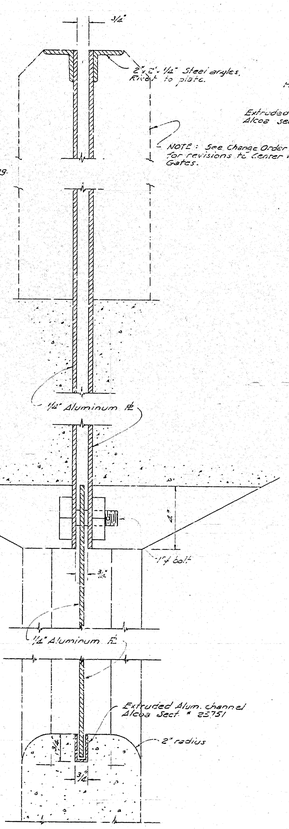

DETAILS
Scale: 3"=1'-0"

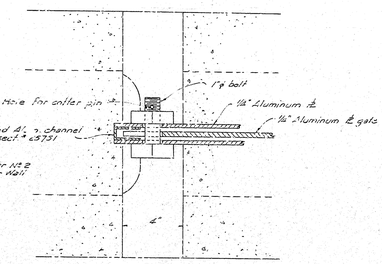

DETAIL
Scale: 3"=1'-0"

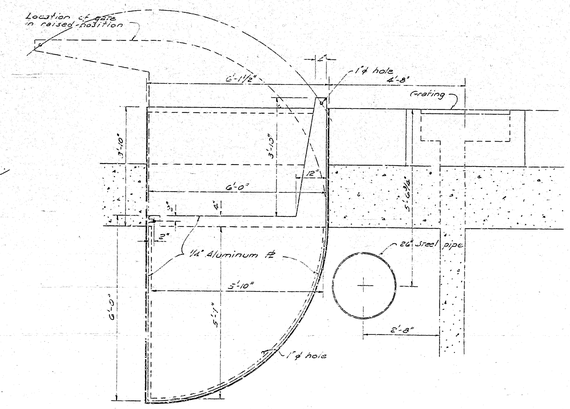

ELEVATION
Scale: 1/2"=1'-0"

CENTER WALL GATES
3 GATES REQUIRED

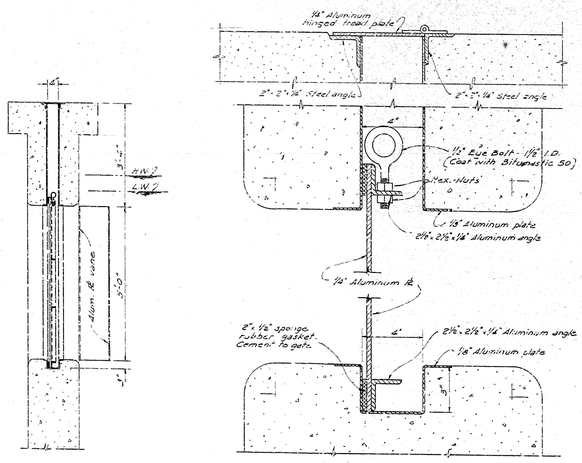

SECTIONAL DETAIL
Scale: 3"=1'-0"

CROSS WALL GATES
13 GATES REQUIRED
20 GATE FRAMES REQUIRED

SECTION
Scale: 1/2"=1'-0"

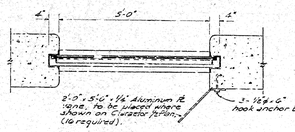

HORIZONTAL SECTION
Scale: 1/2"=1'-0"

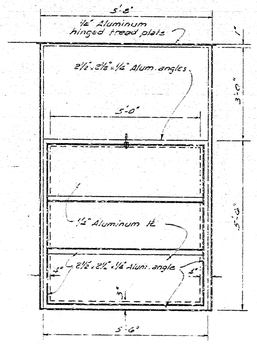

ELEVATION
Scale: 1/2"=1'-0"

REVISED "AS BUILT"

SEWAGE TREATMENT WORKS
SAN BERNARDINO
CALIFORNIA
1958

CURRIE ENGINEERING COMPANY
CONSULTING ENGINEERS

CLARACTOR DETAILS | 17